


## Luminaire Photograph



Light Output Ratio:	38.4%	
Luminaire Power:	11.19 W	
SHR Nominal:	0.00	Calculated using the TM5
SHR Maximum:	0.30	fine grid method.

C Range: 0 - 360DEG  
C Interval: 30.0DEG  
Test Speed: HIGH  
Temperature: 25.3 °C  
Operators: zoe  
Test Date: 2024-01-03

Range: 0 - 180DEG  
Interval: 1.0DEG  
Test System: EVERFINE GO-SPEX500\_V1 SYSTEM V2.00.461  
Humidity: 65.0%  
Test Distance: 3.160m [K=1.0000]  
Remarks: LAMP: BXR-V-DR-1830G-100Z-A-23 Ra: 90  
LENS: PM-1103 15R+DIFFUSER  
DRIVER: PUP10A-1WMC-700 500mA  
30minutes warm-up

## LUMINOUS INTENSITY DISTRIBUTION DIAGRAM

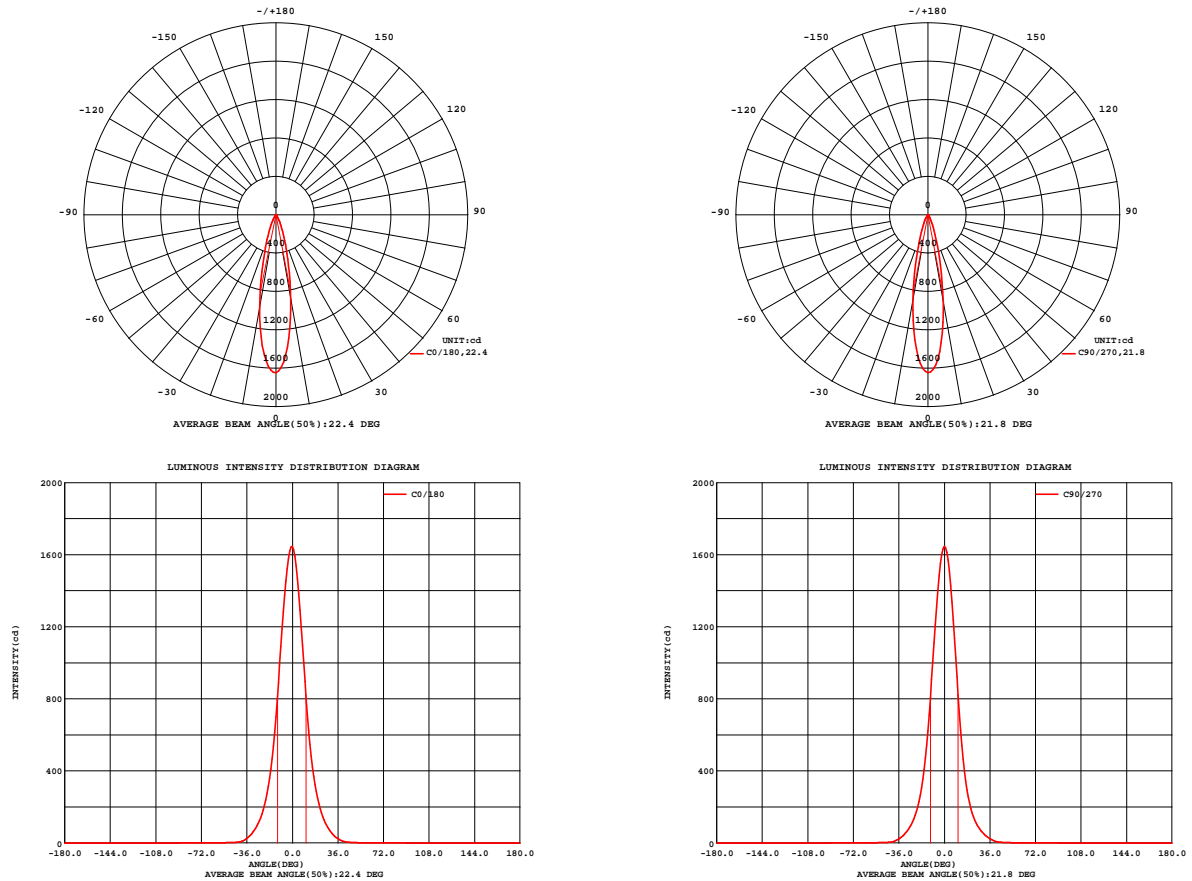


Fig. C0/C180

Fig. C90/C270

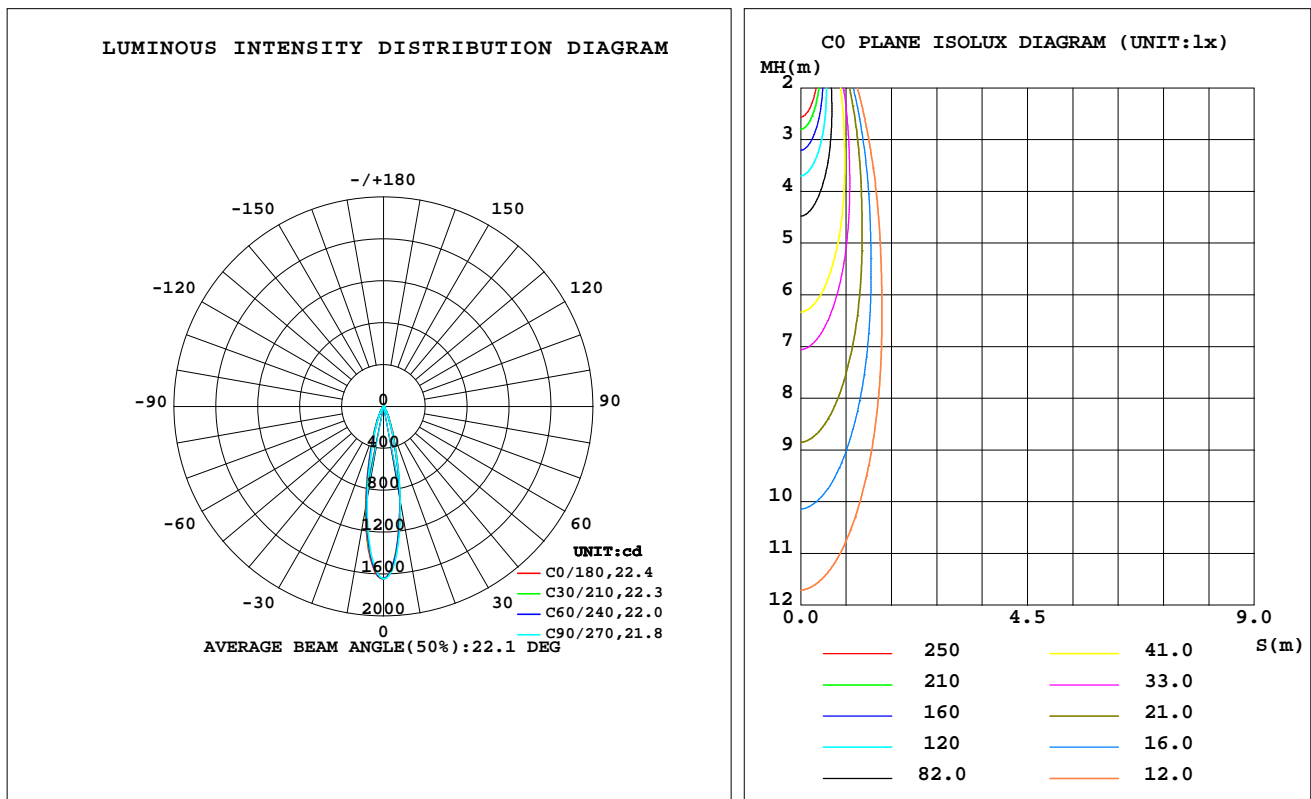
C Range: 0 - 360DEG  
C Interval: 30.0DEG  
Test Speed: HIGH  
Temperature: 25.3 °C  
Operators: zoe  
Test Date: 2024-01-03

Range: 0 - 180DEG  
Interval: 1.0DEG  
Test System: EVERFINE GO-SPEX500\_V1 SYSTEM V2.00.461  
Humidity: 65.0%  
Test Distance: 3.160m [K=1.0000]  
Remarks: LAMP: BXR-V-DR-1830G-100Z-A-23 Ra: 90  
LENS: PM-1103 15R+DIFFUSER  
DRIVER: PUP10A-1WMC-700 500mA  
30minutes warm-up

## LUMINAIRE PHOTOMETRIC TEST REPORT

Test:U:120.21V I:0.0942A P:11.194W PF:0.9865 Freq:59.98Hz Lamp Flux:889.25x1 lm		
NAME: 2118.565-LEA-09B-DW	TYPE:	WEIGHT:
SPEC.: 3000K	DIM.:	SERIAL No.: 2401030004
MFR.: RISE	SUR.: 0.001319585m2	Shielding Angle:

DATA OF LAMP		PHOTOMETRIC DATA				Eff: 30.47 lm/W
MODEL	Bridgelux	Imax(cd)	1645	S/MH(C0/180)	0.40	
NOMINAL POWER(W)	11	LOR(%)	38.4	S/MH(C90/270)	0.37	
RATED VOLTAGE(V)	120	TOTAL FLUX(lm)	341.12	UP,DN(C0-180)	0.0,19.1	
NOMINAL FLUX(lm)	889.25	CIE CLASS	DIRECT	UP,DN(C180-360)	0.0,19.3	
LAMPS INSIDE	1	up(%)	0.0	CIBSE SHR NOM	0.00	
TEST VOLTAGE(V)	120	down(%)	38.4	CIBSE SHR MAX	0.30	



C Range: 0 - 360DEG  
C Interval: 30.0DEG  
Test Speed: HIGH  
Temperature:25.3℃  
Operators:zoe  
Test Date:2024-01-03

Range: 0 - 180DEG  
Interval: 1.0DEG  
Test System:EVERFINE GO-SPEX500\_V1 SYSTEM V2.00.461  
Humidity:65.0%  
Test Distance:3.160m [K=1.0000]  
Remarks: LAMP:BXRV-DR-1830G-100Z-A-23 Ra:90  
LENS:PM-1103 15R+DIFFUSER  
DRIVER:PUP10A-1WMC-700 500mA  
30minutes warm-up

## ZONAL FLUX DIAGRAM

### ZONAL FLUX DIAGRAM:

	C0	C45	C90	C135	C180	C225	C270	C315		zone	total	%lum,lamp
10	896.9	904.1	921.5	965.6	989.1	952.6	906.5	892.6	0- 10	119.1	119.1	34.9,13.4
20	250.2	231.1	222.6	244.4	273.7	253.6	229.6	236.2	10- 20	137.7	256.7	75.3,28.9
30	64.92	60.88	59.04	64.95	70.87	65.25	60.05	60.75	20- 30	59.35	316.1	92.7,35.5
40	9.797	10.21	10.61	10.29	9.422	8.904	8.765	9.085	30- 40	19.16	335.3	98.3,37.7
50	2.108	2.121	2.132	2.104	2.086	2.052	2.051	1.991	40- 50	3.159	338.4	99.2,38.1
60	1.050	1.054	1.146	1.223	1.373	1.325	1.223	1.039	50- 60	1.358	339.8	99.6,38.2
70	0.5705	0.5598	0.4906	0.4140	0.3718	0.3714	0.4251	0.5089	60- 70	0.9135	340.7	99.9,38.3
80	0.2474	0.2407	0.1781	0.1669	0.1475	0.1427	0.1713	0.2116	70- 80	0.3346	341.0	100,38.3
90	0	0	0	0	0	0	0	0	80- 90	0.0995	341.1	100,38.4
100	0	0	0	0	0	0	0	0	90-100	0	341.1	100,38.4
110	0	0	0	0	0	0	0	0	100-110	0	341.1	100,38.4
120	0	0	0	0	0	0	0	0	110-120	0	341.1	100,38.4
130	0	0	0	0	0	0	0	0	120-130	0	341.1	100,38.4
140	0	0	0	0	0	0	0	0	130-140	0	341.1	100,38.4
150	0	0	0	0	0	0	0	0	140-150	0	341.1	100,38.4
160	0	0	0	0	0	0	0	0	150-160	0	341.1	100,38.4
170	0	0	0	0	0	0	0	0	160-170	0	341.1	100,38.4
180	0	0	0	0	0	0	0	0	170-180	0	341.1	100,38.4
DEG	LUMINOUS INTENSITY:cd									UNIT:lm		

C Range: 0 - 360DEG  
C Interval: 30.0DEG  
Test Speed: HIGH  
Temperature:25.3℃  
Operators:zoe  
Test Date:2024-01-03

Range: 0 - 180DEG  
Interval: 1.0DEG  
Test System:EVERFINE GO-SPEX500\_V1 SYSTEM V2.00.461  
Humidity:65.0%  
Test Distance:3.160m [K=1.0000]  
Remarks: LAMP:BXRV-DR-1830G-100Z-A-23 Ra:90  
LENS:PM-1103 15R+DIFFUSER  
DRIVER:PUP10A-1WMC-700 500mA  
30minutes warm-up

### LUMINANCE LIMITATION CURVES

Test:U:120.21V I:0.0942A P:11.194W PF:0.9865 Freq:59.98Hz  
Lamp Flux:889.25x1 lm

NAME: 2118.565-LEA-09B-DW

TYPE:

WEIGHT:

SPEC.: 3000K

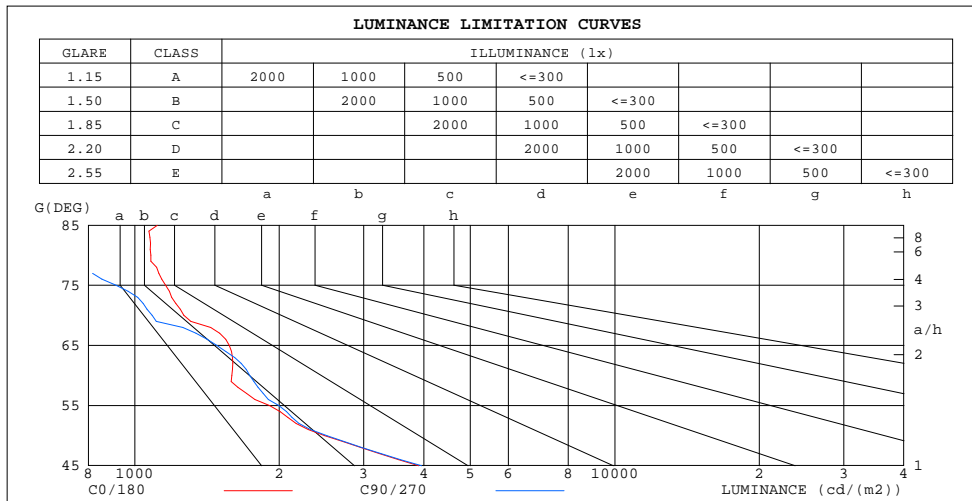
DIM.:

SERIAL No.: 2401030004

MFR.: RISE

SUR.: 0.001319585m2

Shielding Angle:



LUMINANCE cd/(m2)		
G(180)	C0/180	C90/270
85	1114	821
80	1080	777
75	1159	913
70	1265	1086
65	1573	1481
60	1593	1735
55	1908	1995
50	2487	2511
45	3907	3961

C Range: 0 - 360DEG  
C Interval: 30.0DEG  
Test Speed: HIGH  
Temperature:25.3 °C  
Operators:zoe  
Test Date:2024-01-03

Range: 0 - 180DEG  
Interval: 1.0DEG  
Test System:EVERFINE GO-SPEX500\_V1 SYSTEM V2.00.461  
Humidity:65.0%  
Test Distance:3.160m [K=1.0000]  
Remarks: LAMP:BXRV-DR-1830G-100Z-A-23 Ra:90  
LENS:PM-1103 15R+DIFFUSER  
DRIVER:PUP10A-1WMC-700 500mA  
30minutes warm-up

## CU AND LUMINAIRE BUDGETARY ESTIMATE DIAGRAM

Test:U:120.21V I:0.0942A P:11.194W PF:0.9865 Freq:59.98Hz  
Lamp Flux:889.25x1 lm

NAME: 2118.565-LEA-09B-DW

TYPE:

WEIGHT:

SPEC.: 3000K

DIM.:

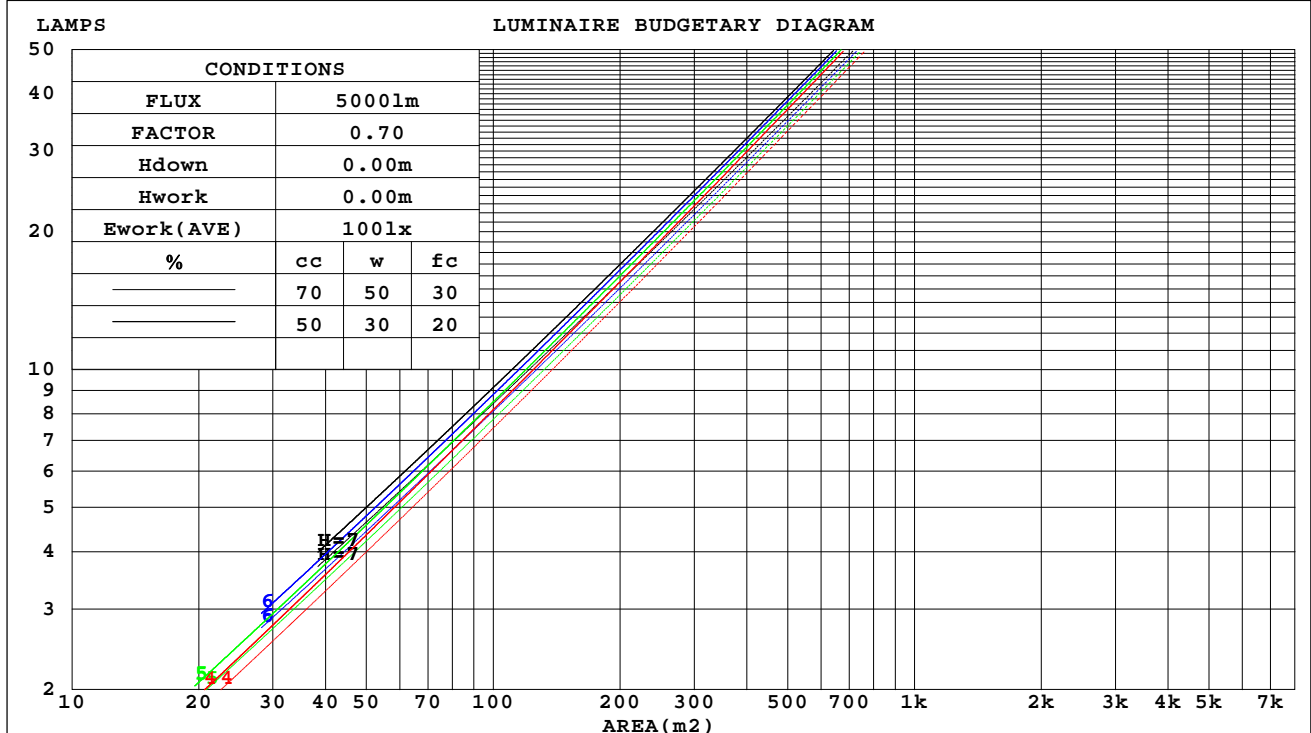
SERIAL No.: 2401030004

MFR.: RISE

SUR.: 0.001319585m2

Shielding Angle:

cc	80%			70%			50%			30%			10%			0
w	50%	30%	10%	50%	30%	10%	50%	30%	10%	50%	30%	10%	50%	30%	10%	0
fc	20%			20%			20%			20%			20%			0
RCR	RCR:Room Cavity Ratio															



C Range: 0 - 360DEG  
C Interval: 30.0DEG  
Test Speed: HIGH  
Temperature:25.3℃  
Operators:zoe  
Test Date:2024-01-03

Range: 0 - 180DEG  
Interval: 1.0DEG  
Test System:EVERFINE GO-SPEX500\_V1 SYSTEM V2.00.461  
Humidity:65.0%  
Test Distance:3.160m [K=1.0000]  
Remarks: LAMP:BXRV-DR-1830G-100Z-A-23 Ra:90  
LENS:PM-1103 15R+DIFFUSER  
DRIVER:PUP10A-1WMC-700 500mA  
30minutes warm-up

### WEC AND CCEC

Test:U:120.21V I:0.0942A P:11.194W PF:0.9865 Freq:59.98Hz Lamp Flux:889.25x1 lm		
NAME: 2118.565-LEA-09B-DW	TYPE:	WEIGHT:
SPEC.: 3000K	DIM.:	SERIAL No.: 2401030004
MFR.: RISE	SUR.: 0.001319585m2	Shielding Angle:

cc	80%			70%			50%			30%			10%			0
w	50%	30%	10%	50%	30%	10%	50%	30%	10%	50%	30%	10%	50%	30%	10%	0
fc	20%			20%			20%			20%			20%			0
RCR	RCR:Room Cavity Ratio						Wall Exitance Coefficients(WEC)									
0.0																
1.0	.054	.031	.010	.051	.029	.009	.047	.027	.009	.042	.024	.008	.038	.022	.007	
2.0	.050	.027	.008	.048	.026	.008	.044	.025	.008	.040	.023	.007	.037	.021	.007	
3.0	.047	.025	.007	.045	.024	.007	.042	.023	.007	.039	.021	.007	.036	.020	.006	
4.0	.044	.023	.007	.042	.022	.007	.040	.021	.006	.037	.020	.006	.035	.019	.006	
5.0	.041	.021	.006	.040	.021	.006	.038	.020	.006	.036	.019	.006	.033	.018	.005	
6.0	.039	.020	.006	.038	.019	.006	.036	.018	.005	.034	.018	.005	.032	.017	.005	
7.0	.037	.018	.005	.036	.018	.005	.035	.017	.005	.033	.017	.005	.031	.016	.005	
8.0	.035	.017	.005	.035	.017	.005	.033	.017	.005	.032	.016	.005	.030	.016	.005	
9.0	.034	.016	.005	.033	.016	.005	.032	.016	.004	.031	.015	.004	.029	.015	.004	
10.0	.032	.016	.004	.032	.015	.004	.031	.015	.004	.029	.015	.004	.028	.014	.004	

cc	80%			70%			50%			30%			10%			0
w	50%	30%	10%	50%	30%	10%	50%	30%	10%	50%	30%	10%	50%	30%	10%	0
fc	20%			20%			20%			20%			20%			0
RCR	RCR:Room Cavity Ratio						Ceiling Cavity Exitance Coefficients(CCEC)									
0.0	.073	.073	.073	.062	.062	.062	.043	.043	.043	.024	.024	.024	.008	.008	.008	
1.0	.065	.060	.057	.055	.052	.049	.038	.036	.034	.022	.021	.020	.007	.007	.006	
2.0	.058	.051	.045	.050	.044	.039	.034	.030	.027	.020	.018	.016	.006	.006	.005	
3.0	.052	.043	.037	.045	.037	.032	.031	.026	.022	.018	.015	.013	.006	.005	.004	
4.0	.047	.038	.030	.041	.032	.026	.028	.023	.018	.016	.013	.011	.005	.004	.004	
5.0	.043	.033	.025	.037	.028	.022	.026	.020	.015	.015	.012	.009	.005	.004	.003	
6.0	.040	.029	.021	.034	.025	.018	.024	.018	.013	.014	.010	.008	.004	.003	.003	
7.0	.037	.026	.018	.032	.022	.016	.022	.016	.011	.013	.009	.007	.004	.003	.002	
8.0	.035	.023	.016	.030	.020	.014	.021	.014	.010	.012	.008	.006	.004	.003	.002	
9.0	.033	.021	.014	.028	.018	.012	.019	.013	.008	.011	.008	.005	.004	.003	.002	
10.0	.031	.019	.012	.026	.017	.010	.018	.012	.007	.011	.007	.004	.003	.002	.001	

C Range: 0 - 360DEG  
C Interval: 30.0DEG  
Test Speed: HIGH  
Temperature:25.3℃  
Operators:zoe  
Test Date:2024-01-03

Range: 0 - 180DEG  
Interval: 1.0DEG  
Test System:EVERFINE GO-SPEX500\_V1 SYSTEM V2.00.461  
Humidity:65.0%  
Test Distance:3.160m [K=1.0000]  
Remarks: LAMP:BXRV-DR-1830G-100Z-A-23 Ra:90  
LENS:PM-1103 15R+DIFFUSER  
DRIVER:PUP10A-1WMC-700 500mA  
30minutes warm-up

## UGR(Unified Glare Rating) Table

Test:U:120.21V I:0.0942A P:11.194W PF:0.9865 Freq:59.98Hz Lamp Flux:889.25x1 lm										
NAME: 2118.565-LEA-09B-DW					TYPE:			WEIGHT:		
SPEC.: 3000K					DIM.:			SERIAL No.: 2401030004		
MFR.: RISE					SUR.: 0.001319585m2			Shielding Angle:		
ceiling/cavity	0.7	0.7	0.5	0.5	0.3	0.7	0.7	0.5	0.5	0.3
walls	0.5	0.3	0.5	0.3	0.3	0.5	0.3	0.5	0.3	0.3
working plane	0.2	0.2	0.2	0.2	0.2	0.2	0.2	0.2	0.2	0.2
Room dimensions	Viewed crosswise					Viewed endwise				
x = 2H y = 2H	11.0	11.6	11.2	11.8	11.9	10.7	11.4	10.9	11.5	11.7
3H	10.9	11.6	11.2	11.8	11.9	10.7	11.3	10.9	11.5	11.7
4H	10.9	11.5	11.2	11.7	11.9	10.6	11.2	10.9	11.4	11.6
6H	10.9	11.5	11.2	11.7	11.9	10.6	11.1	10.9	11.4	11.6
8H	10.9	11.4	11.2	11.7	11.9	10.6	11.1	10.8	11.3	11.6
12H	10.9	11.4	11.2	11.6	11.9	10.5	11.0	10.8	11.3	11.6
4H 2H	10.8	11.4	11.1	11.6	11.8	10.5	11.1	10.8	11.3	11.6
3H	10.8	11.3	11.1	11.6	11.9	10.5	11.1	10.8	11.3	11.6
4H	10.8	11.3	11.2	11.6	11.9	10.5	11.0	10.9	11.3	11.6
6H	10.8	11.2	11.2	11.6	11.9	10.5	10.9	10.9	11.2	11.6
8H	10.8	11.2	11.2	11.5	11.9	10.5	10.9	10.8	11.2	11.6
12H	10.8	11.1	11.2	11.5	11.9	10.4	10.8	10.8	11.2	11.5
8H 4H	10.7	11.1	11.1	11.5	11.8	10.4	10.8	10.8	11.2	11.5
6H	10.7	11.1	11.2	11.5	11.9	10.4	10.7	10.8	11.1	11.5
8H	10.7	11.0	11.2	11.4	11.9	10.4	10.7	10.8	11.1	11.5
12H	10.7	11.0	11.2	11.4	11.9	10.4	10.6	10.8	11.1	11.5
12H 4H	10.7	11.0	11.1	11.4	11.8	10.4	10.7	10.8	11.1	11.5
6H	10.7	11.0	11.1	11.4	11.8	10.4	10.7	10.8	11.1	11.5
8H	10.7	11.0	11.2	11.4	11.9	10.4	10.6	10.8	11.1	11.5
Variations with the observer position at spacings(CIE Pub.117):										
S = 1.0H	+ 3.3 / - 4.0					+ 3.5 / - 4.4				
1.5H	+ 5.6 / - 3.6					+ 5.8 / - 3.9				
2.0H	+ 2.0 / - 0.9					+ 2.2 / - 0.8				

CIE Pub.117, 889.3 lm Total Lamp Luminous Flux Correct (8log(F/F0) = -0.4)  
Area: 0.00131959 m2

C Range: 0 - 360DEG  
C Interval: 30.0DEG  
Test Speed: HIGH  
Temperature:25.3℃  
Operators:zoe  
Test Date:2024-01-03

Range: 0 - 180DEG  
Interval: 1.0DEG  
Test System:EVERFINE GO-SPEX500\_V1 SYSTEM V2.00.461  
Humidity:65.0%  
Test Distance:3.160m [K=1.0000]  
Remarks: LAMP:BXRV-DR-1830G-100Z-A-23 Ra:90  
LENS:PM-1103 15R+DIFFUSER  
DRIVER:PUP10A-1WMC-700 500mA  
30minutes warm-up



### UTILIZATION FACTORS TABLE

Test:U:120.21V I:0.0942A P:11.194W PF:0.9865 Freq:59.98Hz Lamp Flux:889.25x1 lm		
NAME: 2118.565-LEA-09B-DW	TYPE:	WEIGHT:
SPEC.: 3000K	DIM.:	SERIAL No.: 2401030004
MFR.: RISE	SUR.: 0.001319585m2	Shielding Angle:

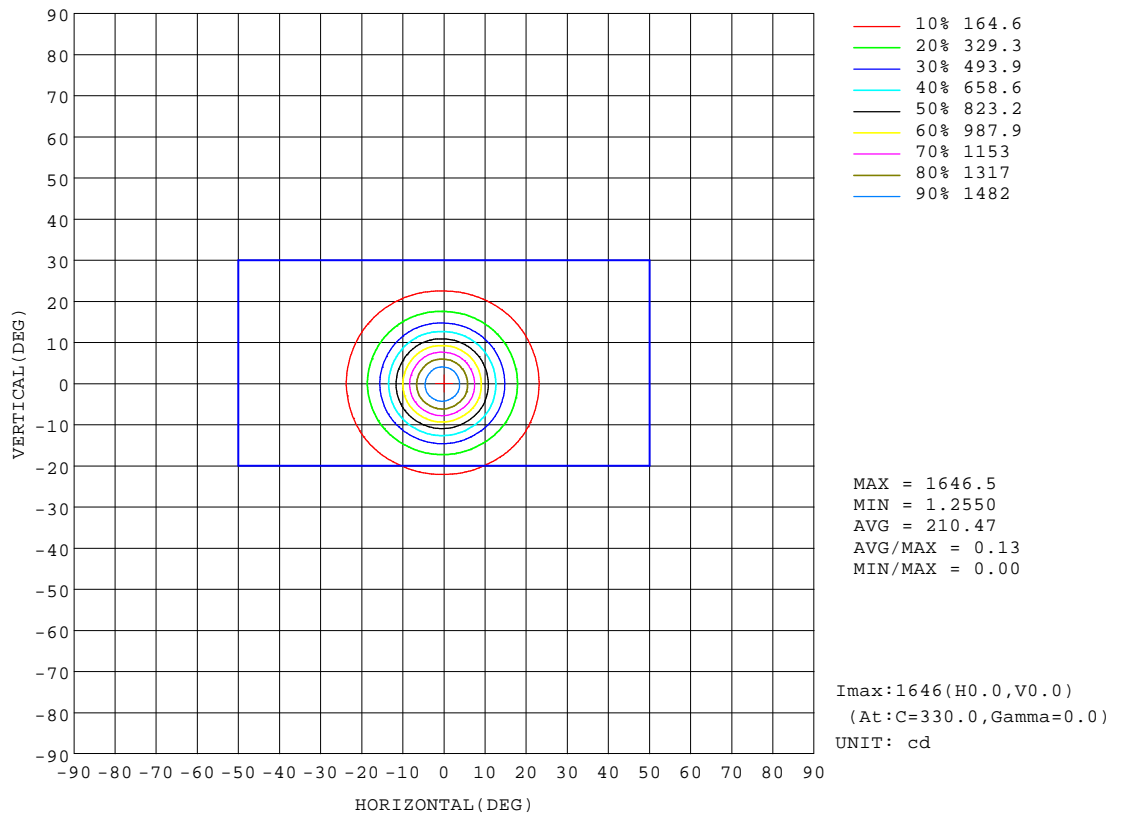
REFLECTANCE										
Ceiling	0.8	0.8	0.8	0.7	0.7	0.7	0.5	0.5	0.5	0
Walls	0.7	0.5	0.3	0.7	0.5	0.3	0.7	0.5	0.3	0
Working plane	0.2	0.2	0.2	0.2	0.2	0.2	0.2	0.2	0.2	0
ROOM INDEX	UTILIZATION FACTORS(PERCENT) $k(RI) \times RCR = 5$									
k = 0.60	35	32	31	35	32	31	34	32	31	30
0.80	37	35	34	37	35	34	37	35	34	33
1.00	39	37	36	39	37	36	38	37	35	34
1.25	40	38	37	40	38	37	39	38	37	35
1.50	41	40	38	41	39	38	40	39	38	36
2.00	42	41	39	42	40	39	40	39	39	37
2.50	43	41	40	42	41	40	41	40	39	37
3.00	43	42	41	42	41	41	41	40	40	37
4.00	44	43	42	43	42	42	42	41	41	38
5.00	44	44	43	44	43	42	42	42	41	38
ROOM INDEX	UF(total)									Direct
According to DIN EN 13032-2 2004			Suspended					SHRNOM = 1.25		

C Range: 0 - 360DEG  
C Interval: 30.0DEG  
Test Speed: HIGH  
Temperature:25.3℃  
Operators:zoe  
Test Date:2024-01-03

Range: 0 - 180DEG  
Interval: 1.0DEG  
Test System:EVERFINE GO-SPEX500\_V1 SYSTEM V2.00.461  
Humidity:65.0%  
Test Distance:3.160m [K=1.0000]  
Remarks: LAMP:BXRV-DR-1830G-100Z-A-23 Ra:90  
LENS:PM-1103 15R+DIFFUSER  
DRIVER:PUP10A-1WMC-700 500mA  
30minutes warm-up

## ISOCANDELA DIAGRAM

Test:U:120.21V I:0.0942A P:11.194W PF:0.9865 Freq:59.98Hz Lamp Flux:889.25x1 lm		
NAME: 2118.565-LEA-09B-DW	TYPE:	WEIGHT:
SPEC.: 3000K	DIM.:	SERIAL No.: 2401030004
MFR.: RISE	SUR.: 0.001319585m2	Shielding Angle:

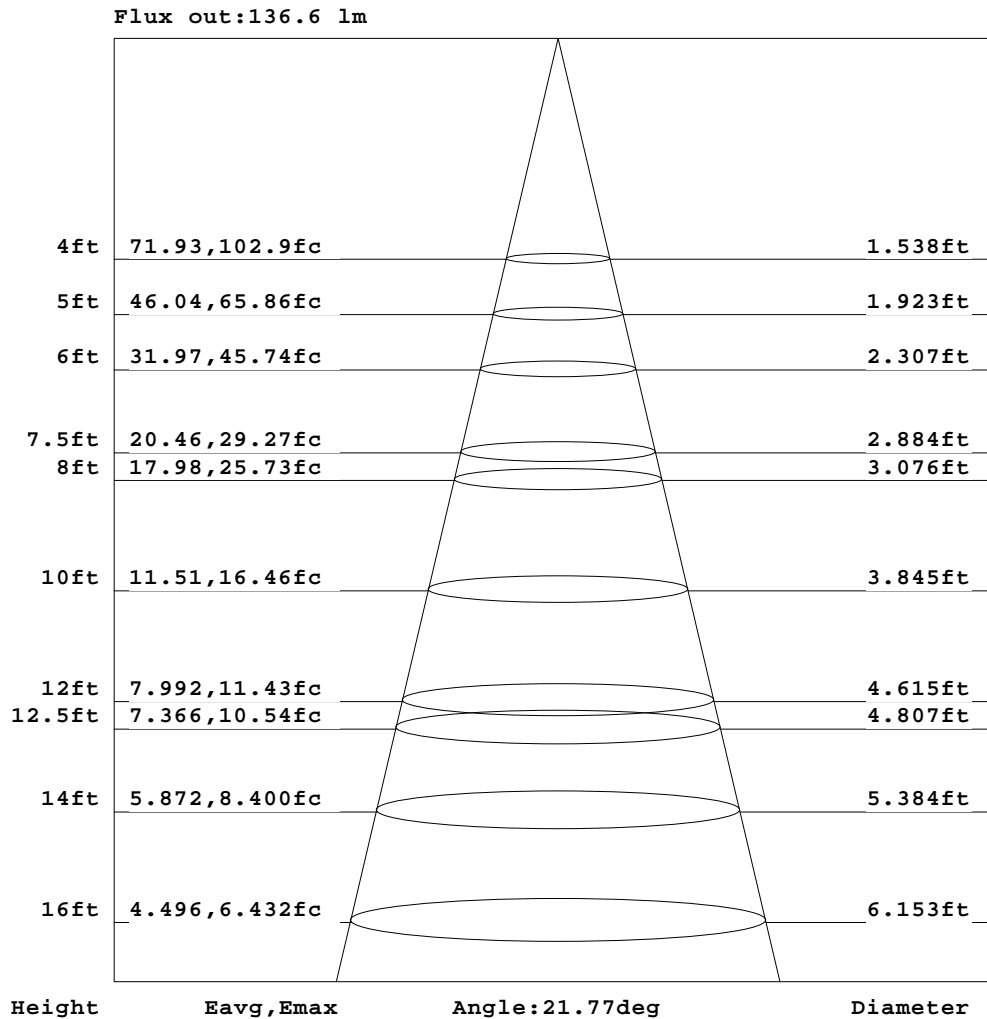


C Range: 0 - 360DEG  
C Interval: 30.0DEG  
Test Speed: HIGH  
Temperature:25.3℃  
Operators:zoe  
Test Date:2024-01-03

Range: 0 - 180DEG  
Interval: 1.0DEG  
Test System:EVERFINE GO-SPEX500\_V1 SYSTEM V2.00.461  
Humidity:65.0%  
Test Distance:3.160m [K=1.0000]  
Remarks: LAMP:BXRV-DR-1830G-100Z-A-23 Ra:90  
LENS:PM-1103 15R+DIFFUSER  
DRIVER:PUP10A-1WMC-700 500mA  
30minutes warm-up

## AAI Figure

Test:U:120.21V I:0.0942A P:11.194W PF:0.9865 Freq:59.98Hz Lamp Flux:889.25x1 lm		
NAME: 2118.565-LEA-09B-DW	TYPE:	WEIGHT:
SPEC.: 3000K	DIM.:	SERIAL No.: 2401030004
MFR.: RISE	SUR.: 0.001319585m2	Shielding Angle:



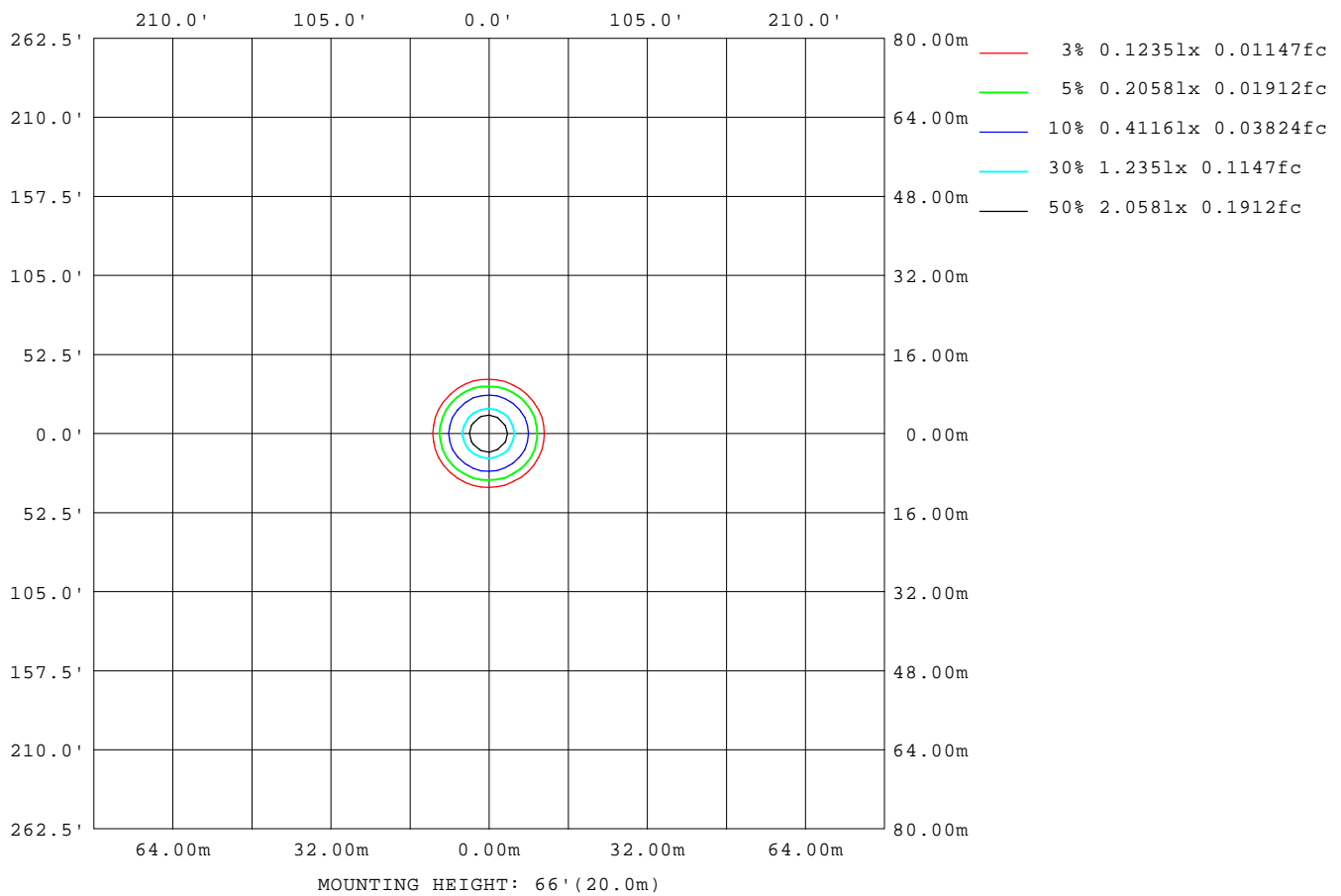
Note: The Curves indicate the illuminated area and the average illumination when the luminaire is at different distance.

C Range: 0 - 360DEG  
C Interval: 30.0DEG  
Test Speed: HIGH  
Temperature: 25.3 °C  
Operators: zoe  
Test Date: 2024-01-03

Range: 0 - 180DEG  
Interval: 1.0DEG  
Test System: EVERFINE GO-SPEX500\_V1 SYSTEM V2.00.461  
Humidity: 65.0%  
Test Distance: 3.160m [K=1.0000]  
Remarks: LAMP: BXR-V-DR-1830G-100Z-A-23 Ra: 90  
LENS: PM-1103 15R+DIFFUSER  
DRIVER: PUP10A-1WMC-700 500mA  
30minutes warm-up

## ISOLUX DIAGRAM

Test:U:120.21V I:0.0942A P:11.194W PF:0.9865 Freq:59.98Hz Lamp Flux:889.25x1 lm		
NAME: 2118.565-LEA-09B-DW	TYPE:	WEIGHT:
SPEC.: 3000K	DIM.:	SERIAL No.: 2401030004
MFR.: RISE	SUR.: 0.001319585m2	Shielding Angle:



C Range: 0 - 360DEG  
C Interval: 30.0DEG  
Test Speed: HIGH  
Temperature:25.3℃  
Operators:zoe  
Test Date:2024-01-03

Range: 0 - 180DEG  
Interval: 1.0DEG  
Test System:EVERFINE GO-SPEX500\_V1 SYSTEM V2.00.461  
Humidity:65.0%  
Test Distance:3.160m [K=1.0000]  
Remarks: LAMP:BXRV-DR-1830G-100Z-A-23 Ra:90  
LENS:PM-1103 15R+DIFFUSER  
DRIVER:PUP10A-1WMC-700 500mA  
30minutes warm-up

## LED Avg.L Report

Test:U:120.21V I:0.0942A P:11.194W PF:0.9865 Freq:59.98Hz Lamp Flux:889.25x1 lm		
NAME: 2118.565-LEA-09B-DW	TYPE:	WEIGHT:
SPEC.: 3000K	DIM.:	SERIAL No.: 2401030004
MFR.: RISE	SUR.: 0.001319585m2	Shielding Angle:

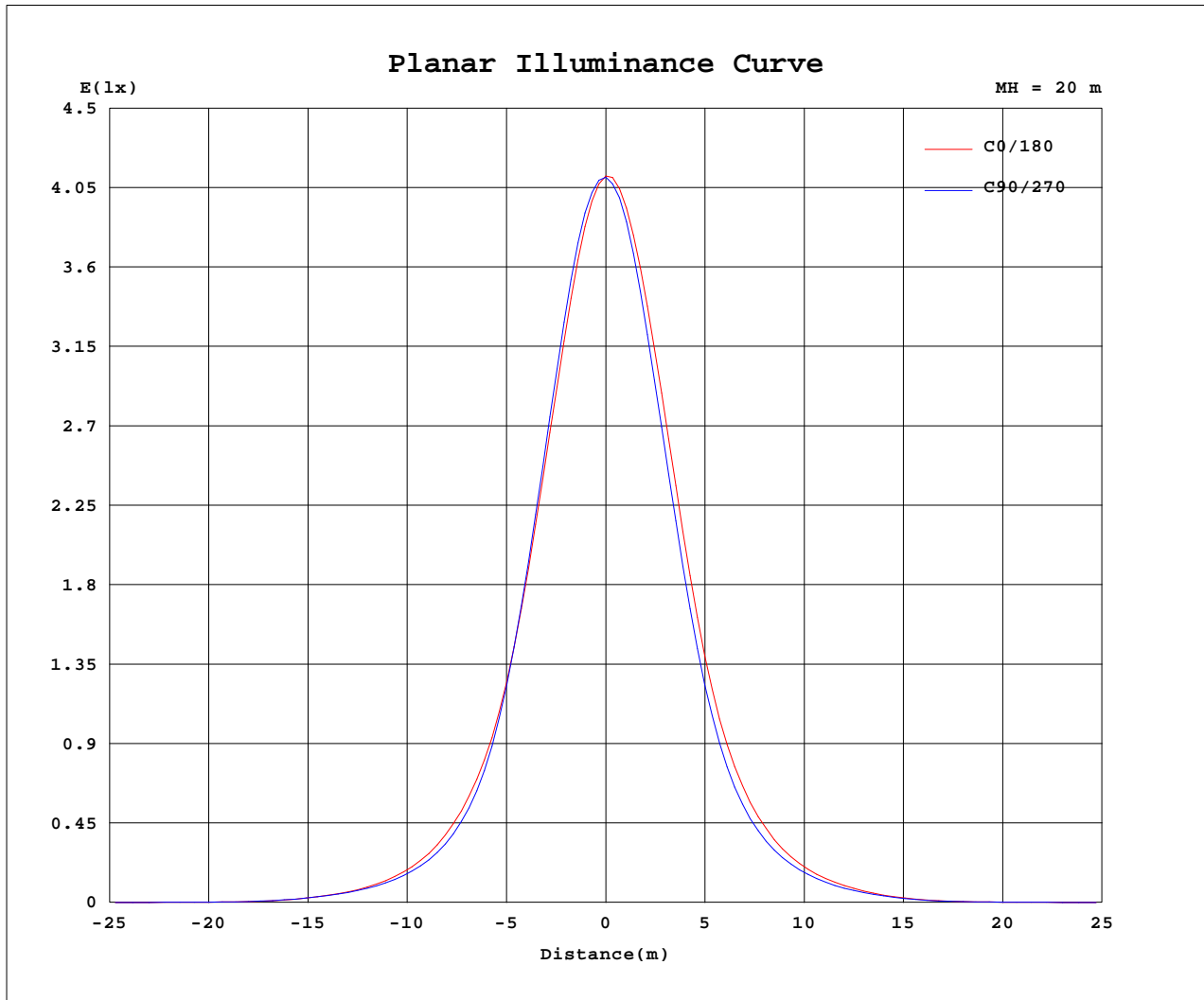
AvgL	cd/m2
L_0~180(65)av	1988
L_0~180(75)av	939
L_0~180(85)av	840
L_90~270(65)av	1539
L_90~270(75)av	875
L_90~270(85)av	742
L_45(65)av	1779
L_45(75)av	924
L_45(85)av	774

Standard: GB/T 29293-2012

C Range: 0 - 360DEG  
C Interval: 30.0DEG  
Test Speed: HIGH  
Temperature:25.3℃  
Operators:zoe  
Test Date:2024-01-03

Range: 0 - 180DEG  
Interval: 1.0DEG  
Test System:EVERFINE GO-SPEX500\_V1 SYSTEM V2.00.461  
Humidity:65.0%  
Test Distance:3.160m [K=1.0000]  
Remarks: LAMP:BXRV-DR-1830G-100Z-A-23 Ra:90  
LENS:PM-1103 15R+DIFFUSER  
DRIVER:PUP10A-1WMC-700 500mA  
30minutes warm-up

## Planar Illuminance Curve



C Range: 0 - 360DEG  
 C Interval: 30.0DEG  
 Test Speed: HIGH  
 Temperature: 25.3 °C  
 Operators: zoe  
 Test Date: 2024-01-03

Range: 0 - 180DEG  
 Interval: 1.0DEG  
 Test System: EVERFINE GO-SPEX500\_V1 SYSTEM V2.00.461  
 Humidity: 65.0%  
 Test Distance: 3.160m [K=1.0000]  
 Remarks: LAMP: BXRV-DR-1830G-100Z-A-23 Ra: 90  
 LENS: PM-1103 15R+DIFFUSER  
 DRIVER: PUP10A-1WMC-700 500mA  
 30minutes warm-up

## LUMINOUS DISTRIBUTION INTENSITY DATA

Test:U:120.21V I:0.0942A P:11.194W PF:0.9865 Freq:59.98Hz Lamp Flux:889.25x1 lm		
NAME: 2118.565-LEA-09B-DW	TYPE:	WEIGHT:
SPEC.: 3000K	DIM.:	SERIAL No.: 2401030004
MFR.: RISE	SUR.: 0.001319585m2	Shielding Angle:

Table--1

UNIT: cd

C(DEG) (DEG)	0	30	60	90	120	150	180	210	240	270	300	330						
0	1645	1645	1645	1645	1645	1645	1645	1645	1645	1645	1645	1645						
5	1384	1400	1405	1430	1445	1459	1453	1432	1425	1401	1391	1379						
10	897	908	900	922	949	982	989	962	943	906	895	890						
15	480	477	458	465	486	522	536	518	500	471	468	472						
20	250	241	221	223	231	258	274	262	246	230	231	241						
25	128	125	113	112	118	132	140	133	125	117	118	124						
30	64.9	63.0	58.8	59.0	61.9	68.0	70.9	67.2	63.3	60.1	59.7	61.8						
35	30.1	29.7	28.8	29.4	30.0	31.2	30.9	29.3	28.7	27.8	28.1	28.9						
40	9.80	10.3	10.1	10.6	10.4	10.2	9.42	9.03	8.78	8.77	8.80	9.36						
45	3.64	3.72	3.71	3.70	3.64	3.61	3.48	3.37	3.43	3.43	3.40	3.43						
50	2.11	2.11	2.13	2.13	2.11	2.09	2.09	2.04	2.07	2.05	1.99	1.99						
55	1.44	1.45	1.48	1.51	1.53	1.51	1.57	1.54	1.53	1.51	1.41	1.37						
60	1.05	1.05	1.06	1.15	1.19	1.26	1.37	1.37	1.28	1.22	1.06	1.02						
65	0.88	0.87	0.84	0.83	0.95	1.17	1.34	1.32	1.14	0.89	0.80	0.84						
70	0.57	0.57	0.55	0.49	0.43	0.39	0.37	0.36	0.38	0.43	0.48	0.54						
75	0.40	0.40	0.38	0.31	0.29	0.26	0.25	0.24	0.25	0.29	0.33	0.37						
80	0.25	0.25	0.23	0.18	0.18	0.16	0.15	0.14	0.15	0.17	0.20	0.23						
85	0.13	0.13	0.12	0.09	0.08	0.07	0.07	0.06	0.06	0.08	0.09	0.11						
90	0.00	0.00	0.00	0.00	0.00	0.00	0.00	0.00	0.00	0.00	0.00	0.00						
95	0.00	0.00	0.00	0.00	0.00	0.00	0.00	0.00	0.00	0.00	0.00	0.00						
100	0.00	0.00	0.00	0.00	0.00	0.00	0.00	0.00	0.00	0.00	0.00	0.00						
105	0.00	0.00	0.00	0.00	0.00	0.00	0.00	0.00	0.00	0.00	0.00	0.00						
110	0.00	0.00	0.00	0.00	0.00	0.00	0.00	0.00	0.00	0.00	0.00	0.00						
115	0.00	0.00	0.00	0.00	0.00	0.00	0.00	0.00	0.00	0.00	0.00	0.00						
120	0.00	0.00	0.00	0.00	0.00	0.00	0.00	0.00	0.00	0.00	0.00	0.00						
125	0.00	0.00	0.00	0.00	0.00	0.00	0.00	0.00	0.00	0.00	0.00	0.00						
130	0.00	0.00	0.00	0.00	0.00	0.00	0.00	0.00	0.00	0.00	0.00	0.00						
135	0.00	0.00	0.00	0.00	0.00	0.00	0.00	0.00	0.00	0.00	0.00	0.00						
140	0.00	0.00	0.00	0.00	0.00	0.00	0.00	0.00	0.00	0.00	0.00	0.00						
145	0.00	0.00	0.00	0.00	0.00	0.00	0.00	0.00	0.00	0.00	0.00	0.00						
150	0.00	0.00	0.00	0.00	0.00	0.00	0.00	0.00	0.00	0.00	0.00	0.00						
155	0.00	0.00	0.00	0.00	0.00	0.00	0.00	0.00	0.00	0.00	0.00	0.00						
160	0.00	0.00	0.00	0.00	0.00	0.00	0.00	0.00	0.00	0.00	0.00	0.00						
165	0.00	0.00	0.00	0.00	0.00	0.00	0.00	0.00	0.00	0.00	0.00	0.00						
170	0.00	0.00	0.00	0.00	0.00	0.00	0.00	0.00	0.00	0.00	0.00	0.00						
175	0.00	0.00	0.00	0.00	0.00	0.00	0.00	0.00	0.00	0.00	0.00	0.00						
180	0.00	0.00	0.00	0.00	0.00	0.00	0.00	0.00	0.00	0.00	0.00	0.00						

C Range: 0 - 360DEG  
C Interval: 30.0DEG  
Test Speed: HIGH  
Temperature:25.3℃  
Operators:zoe  
Test Date:2024-01-03

Range: 0 - 180DEG  
Interval: 1.0DEG  
Test System:EVERFINE GO-SPEX500\_V1 SYSTEM V2.00.461  
Humidity:65.0%  
Test Distance:3.160m [K=1.0000]  
Remarks: LAMP:BXRV-DR-1830G-100Z-A-23 Ra:90  
LENS:PM-1103 15R+DIFFUSER  
DRIVER:PUP10A-1WMC-700 500mA  
30minutes warm-up